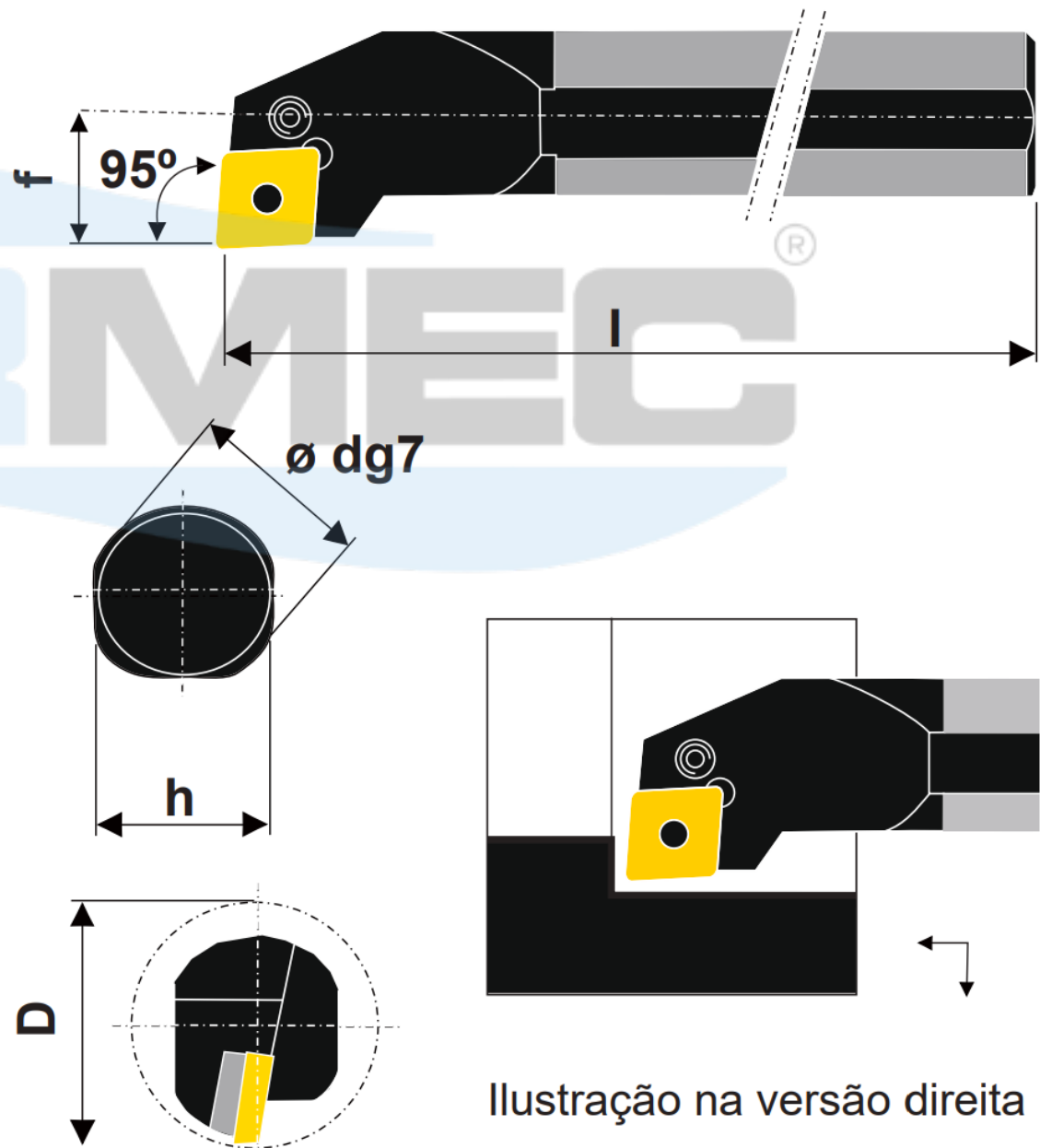

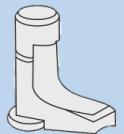
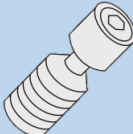

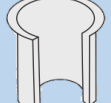
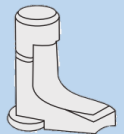
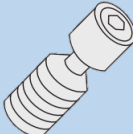

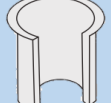

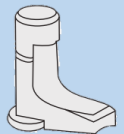
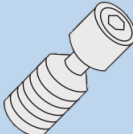

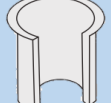

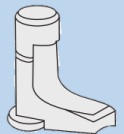
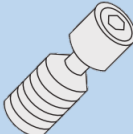

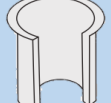



SISTEMA DE FIXAÇÃO POR ALAVANCA

PCLNR

Suporte interno 95° com pastilha negativa 80°



| Produtos | Dimensões (mm) | | | | | Pastilha | Acessórios | | | | |
|-----------------|----------------|----|-----|----|----|----------|---|---|---|---|---|
| | d | h | l | f | D | |  |  |  |  |  |
| S16R PCLNR/L 09 | 16 | 15 | 200 | 11 | 20 | CN_0903 |  |  |  |  |  |
| S20S PCLNR/L 09 | 20 | 18 | 250 | 13 | 25 | | | | | | |
| S25T PCLNR/L 09 | 25 | 23 | 300 | 17 | 32 | | | | | | |
| S20S PCLNR/L 12 | 20 | 18 | 250 | 13 | 25 | CN_1204 |  |  |  |  |  |
| S25T PCLNR/L 12 | 25 | 23 | 300 | 17 | 32 | | | | | | |
| S32U PCLNR/L 12 | 32 | 30 | 350 | 22 | 40 | | | | | | |
| S40V PCLNR/L 12 | 40 | 37 | 400 | 27 | 50 | | | | | | |
| S50W PCLNR/L 12 | 50 | 47 | 450 | 35 | 63 | CN_1906 |  |  |  |  |  |
| S40V PCLNR/L 19 | 40 | 37 | 400 | 27 | 50 | | | | | | |
| S50W PCLNR/L 19 | 50 | 47 | 450 | 35 | 63 | | | | | | |