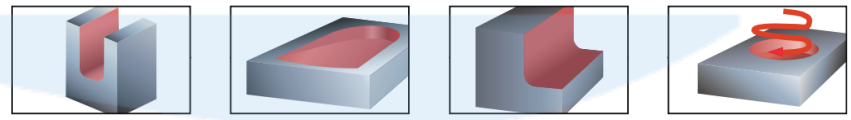
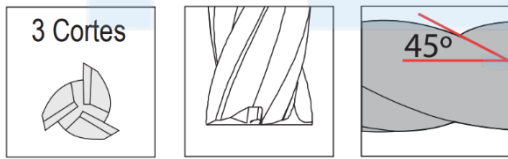
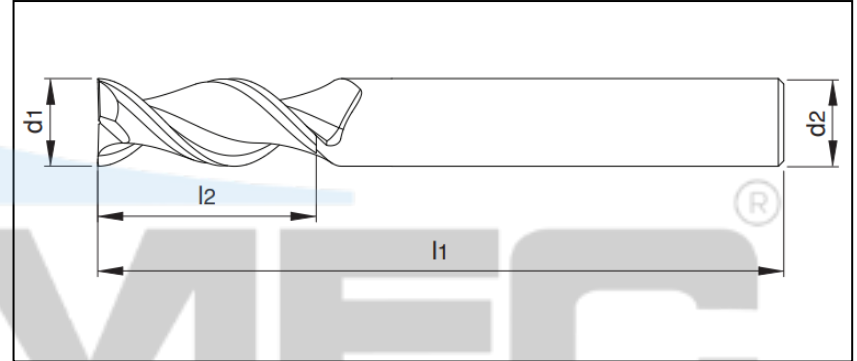



FRESA DE TOPO RETO DE METAL DURO PARA ALUMÍNIO

3 CORTES - XL - EXL



Código	d1	l2	l1	d2
F MD D 3MM 3C ALUM. XL S/C	3.0	15	100	3
F MD D 3MM 3C ALUM. XL H6 S/C	3.0	15	100	6
F MD D 4MM 3C ALUM. XL S/C	4.0	20	100	4
F MD D 4MM 3C ALUM. XL H6 S/C	4.0	20	100	6
F MD D 5MM 3C ALUM. XL S/C	5.0	25	100	5
F MD D 6MM 3C ALUM. XL S/C	6.0	30	100	6
F MD D 8MM 3C ALUM. XL S/C	8.0	35	100	8
F MD D 10MM 3C ALUM. XL S/C	10.0	40	100	10
F MD D 12MM 3C ALUM. XL S/C	12.0	45	100	12
F MD D 16MM 3C ALUM. XL S/C	16.0	40	100	16
F MD D 18MM 3C ALUM. XL S/C	18.0	40	100	18
F MD D 20MM 3C ALUM. XL S/C	20.0	40	100	20
F MD D 10MM 3C ALUM. XL S/C	10.0	50	150	10
F MD D 12MM 3C ALUM. XL S/C	12.0	50	150	12

Código	d1	l2	l1	d2
F MD D 8MM 3C ALUM. EXL S/C	8.0	40	150	8