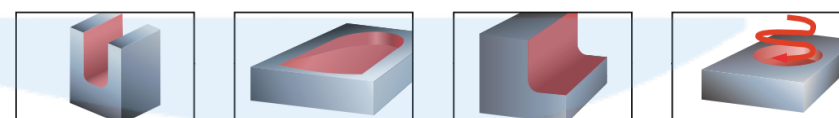
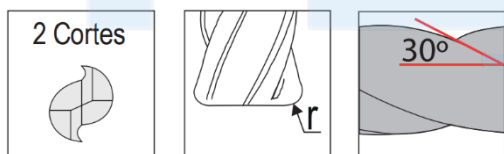
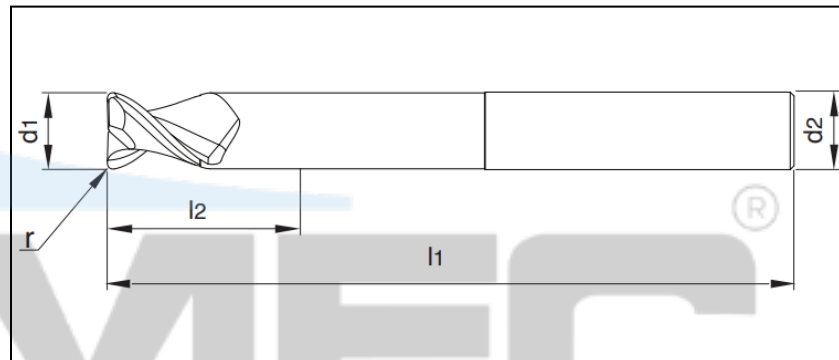


FRESA DE TOPO TOROIDAL DE METAL DURO - 45HRC

2 CORTES - STANDARD



Código	d1	r	l2	l1	d2
F MD D 1MM 2C R0.2 H4 C/C 45HRC	1.0	0.2	2	50	4
F MD D 2MM 2C R0.5 H4 C/C 45HRC	2.0	0.5	4	50	4
F MD D 3MM 2C R0.5 C/C 45HRC	3.0	0.5	6	50	4
F MD D 3MM 2C R0.5 H3 C/C 45HRC	3.0	0.5	6	50	3
F MD D 3MM 2C R1.0 H4 C/C 45HRC	3.0	1.0	6	50	4
F MD D 4MM 2C R0.5 C/C 45HRC	4.0	0.5	8	50	4
F MD D 4MM 2C R1.0 C/C 45HRC	4.0	1.0	8	50	4
F MD D 5MM 2C R0.5 C/C 45HRC	5.0	0.5	10	50	5
F MD D 5MM 2C R0.5 H6 C/C 45HRC	5.0	0.5	10	50	6
F MD D 5MM 2C R1.0 H6 C/C 45HRC	5.0	1.0	10	50	6
F MD D 6MM 2C R0.5 C/C 45HRC	6.0	0.5	12	50	6
F MD D 6MM 2C R1.0 C/C 45HRC	6.0	1.0	12	50	6
F MD D 8MM 2C R0.5 C/C 45HRC	8.0	0.5	16	60	8
F MD D 8MM 2C R1.0 C/C 45HRC	8.0	1.0	16	60	8
F MD D 8MM 2C R1.5 C/C 45HRC	8.0	1.5	16	60	8
F MD D 8MM 2C R2.0 C/C 45HRC	8.0	2.0	16	60	8
F MD D 10MM 2C R0.5 C/C 45HRC	10.0	0.5	20	75	10
F MD D 10MM 2C R1.0 C/C 45HRC	10.0	1.0	20	75	10
F MD D 10MM 2C R1.5 C/C 45HRC	10.0	1.5	20	75	10
F MD D 10MM 2C R2.0 C/C 45HRC	10.0	2.0	20	75	10
F MD D 12MM 2C R0.5 C/C 45HRC	12.0	0.5	24	75	12
F MD D 12MM 2C R1.0 C/C 45HRC	12.0	1.0	24	75	12
F MD D 12MM 2C R1.5 C/C 45HRC	12.0	1.5	24	75	12
F MD D 12MM 2C R2.0 C/C 45HRC	12.0	2.0	24	75	12