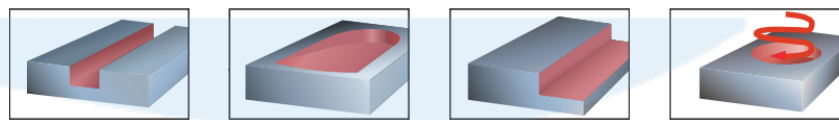
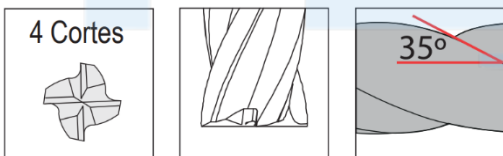
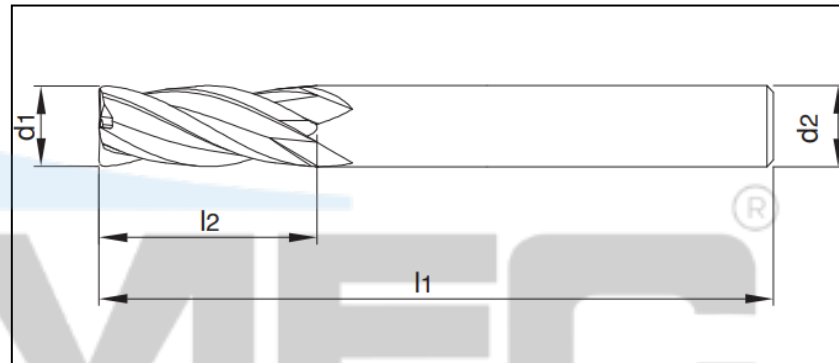



FRESA DE TOPO RETO DE METAL DURO - 45HRC

4 CORTES - XL - EXL



Código	d1	l2	l1	d2
F MD D 3MM 4C XL C/C 45HRC	3.0	15	100	3
F MD D 3MM 4C XL H6 C/C 45HRC	3.0	15	100	6
F MD D 4MM 4C XL C/C 45HRC	4.0	25	100	4
F MD D 4MM 4C XL H6 C/C 45HRC	4.0	25	100	6
F MD D 5MM 4C XL C/C 45HRC	5.0	30	100	5
F MD D 6MM 4C XL C/C 45HRC	6.0	30	100	6
F MD D 7MM 4C XL C/C 45HRC	7.0	35	100	7
F MD D 8MM 4C XL C/C 45HRC	8.0	35	100	8
F MD D 9MM 4C XL C/C 45HRC	9.0	40	100	9
F MD D 10MM 4C XL C/C 45HRC	10.0	40	100	10
F MD D 11MM 4C XL C/C 45HRC	11.0	45	100	11
F MD D 12MM 4C XL C/C 45HRC	12.0	45	100	12
F MD D 10MM 4C XL C/C 45HRC	10.0	50	150	10
F MD D 12MM 4C XL C/C 45HRC	12.0	50	150	12

Código	d1	l2	l1	d2
F MD D 8MM 4C EXL C/C 45HRC	8.0	40	150	8