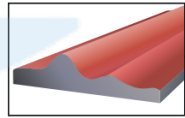
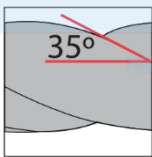
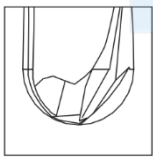
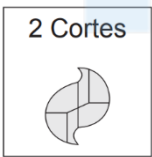
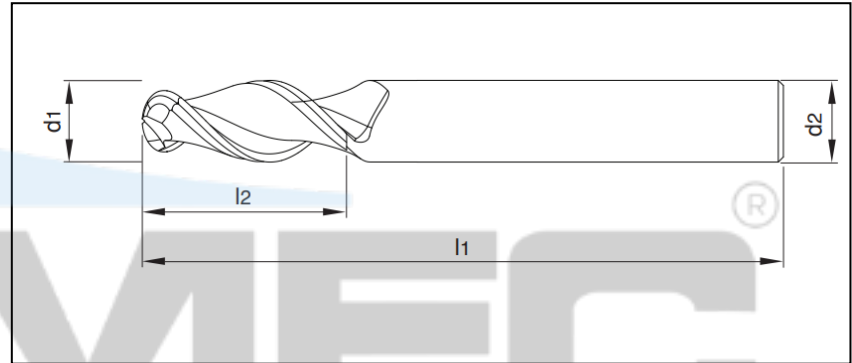



FRESA DE TOPO ESFÉRICO DE METAL DURO - 55HRC

2 CORTES - XL - EXL



Código	d1	l2	l1	d2
F MD ESF. D 1MM 2C XL C/C 55HRC	1.0	2	100	3
F MD ESF. D 1MM 2C XL H4 C/C 55HRC	1.0	2	100	4
F MD ESF. D 1MM 2C XL H6 C/C 55HRC	1.0	2	100	6
F MD ESF. D 2MM 2C XL C/C 55HRC	2.0	4	100	3
F MD ESF. D 2MM 2C XL H4 C/C 55HRC	2.0	4	100	4
F MD ESF. D 2MM 2C XL H6 C/C 55HRC	2.0	4	100	6
F MD ESF. D 3MM 2C XL C/C 55HRC	3.0	6	100	3
F MD ESF. D 3MM 2C XL H6 C/C 55HRC	3.0	6	100	6
F MD ESF. D 4MM 2C XL C/C 55HRC	4.0	8	100	4
F MD ESF. D 4MM 2C XL H6 C/C 55HRC	4.0	8	100	6
F MD ESF. D 5MM 2C XL C/C 55HRC	5.0	10	100	5
F MD ESF. D 6MM 2C XL C/C 55HRC	6.0	12	100	6
F MD ESF. D 8MM 2C XL C/C 55HRC	8.0	16	100	8
F MD ESF. D 10MM 2C XL C/C 55HRC	10.0	20	150	10
F MD ESF. D 12MM 2C XL C/C 55HRC	12.0	24	150	12

Código	d1	l2	l1	d2
F MD ESF. D 6MM 2C EXL C/C 55HRC	6.0	12	150	6
F MD ESF. D 8MM 2C EXL C/C 55HRC	8.0	16	150	8