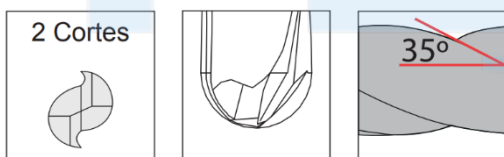
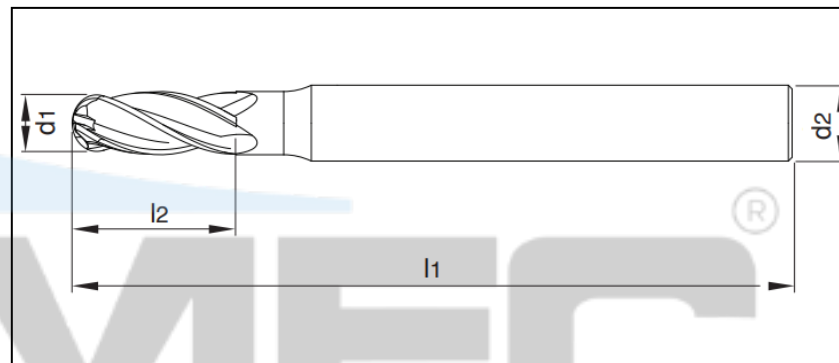



FRESA DE TOPO ESFÉRICO DE METAL DURO - 55HRC

2 CORTES



Código	d1	l2	l1	d2
F MD ESF. D 1MM 2C C/C 55HRC	1.0	2	50	3
F MD ESF. D 1MM 2C H4 C/C 55HRC	1.0	2	50	4
F MD ESF. D 1MM 2C H6 C/C 55HRC	1.0	2	50	6
F MD ESF. D 1.5MM 2C C/C 55HRC	1.5	3	50	4
F MD ESF. D 2MM 2C C/C 55HRC	2.0	4	50	4
F MD ESF. D 2MM 2C H6 C/C 55HRC	2.0	4	50	6
F MD ESF. D 2.5MM 2C H4 C/C 55HRC	2.5	5	50	4
F MD ESF. D 3MM 2C C/C 55HRC	3.0	6	50	3
F MD ESF. D 3MM 2C H4 C/C 55HRC	3.0	6	50	4
F MD ESF. D 3MM 2C H6 C/C 55HRC	3.0	6	50	6
F MD ESF. D 3.5MM 2C H4 C/C 55HRC	3.5	7	50	4
F MD ESF. D 4MM 2C C/C 55HRC	4.0	8	50	4
F MD ESF. D 4MM 2C H6 C/C 55HRC	4.0	8	50	6
F MD ESF. D 4.5MM 2C H6 C/C 55HRC	4.5	9	50	6
F MD ESF. D 5MM 2C C/C 55HRC	5.0	10	50	5
F MD ESF. D 6MM 2C C/C 55HRC	6.0	12	50	6
F MD ESF. D 7MM 2C C/C 55HRC	7.0	14	60	7
F MD ESF. D 8MM 2C C/C 55HRC	8.0	16	60	8
F MD ESF. D 9MM 2C C/C 55HRC	9.0	18	75	9
F MD ESF. D 10MM 2C C/C 55HRC	10.0	20	75	10
F MD ESF. D 12MM 2C C/C 55HRC	12.0	24	75	12
F MD ESF. D 14MM 2C C/C 55HRC	14.0	28	100	14
F MD ESF. D 16MM 2C C/C 55HRC	16.0	30	100	16
F MD ESF. D 18MM 2C C/C 55HRC	18.0	30	100	18
F MD ESF. D 20MM 2C C/C 55HRC	20.0	30	100	20
F MD ESF. D 22MM 2C C/C 55HRC	22.0	30	100	22
F MD ESF. D 25MM 2C C/C 55HRC	25.0	30	100	25