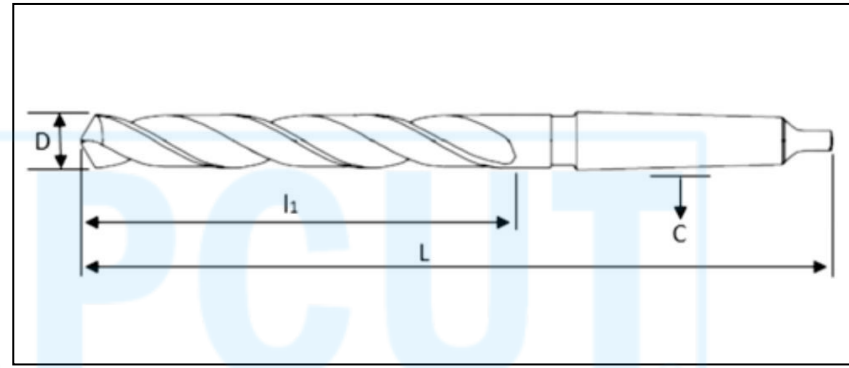



# BROCA AÇO RÁPIDO (HSS) FERMEC

## DIN 345 - Cônica



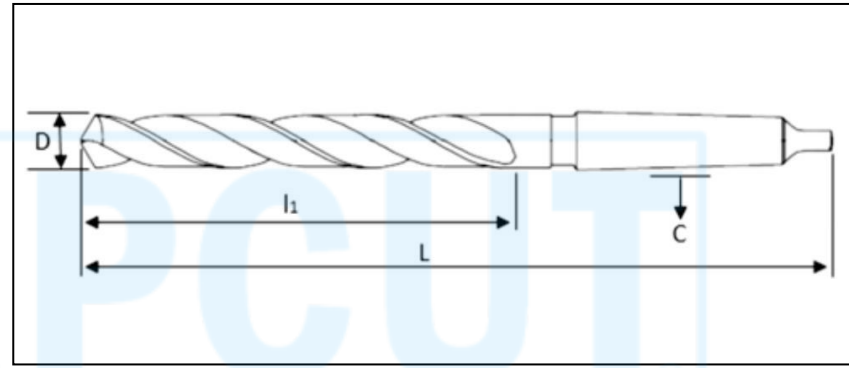

Código	D	Comp. Canal I1	Comp. Total L	Cone Morse C
38755	12	182	101	1
38756	12,5	182	101	1
38757	13	182	101	1
38758	13,5	189	108	1
38759	14	189	108	1
38760	14,5	212	114	2
38761	15	212	114	2
38762	15,5	218	120	2
38763	16	218	120	2
38764	16,5	223	125	2
38765	17	223	125	2
38766	17,5	228	130	2
38767	18	228	130	2
38768	18,5	233	135	2
38769	19	233	135	2
38770	19,5	238	140	2
38771	20	238	140	2
38772	20,5	243	145	2
38773	21	243	145	2
38774	21,5	248	150	2
38775	22	248	150	2
38776	22,5	253	155	2
38777	23	253	155	2
38778	23,5	276	155	3
38779	24	281	160	3
38780	24,5	281	160	3
38781	25	281	160	3
38782	25,5	286	165	3
38783	26	286	165	3
38784	26,5	286	165	3
38785	27	291	170	3
38786	27,5	291	170	3
38787	28	291	170	3
38788	28,5	296	175	3
38789	29	296	175	3
38790	29,5	296	175	3
38791	30	296	175	3
38792	31	301	180	3
38793	32	334	180	4
38794	33	334	185	4
38795	34	339	190	4
38796	35	339	190	4

Código	D	Comp. Canal I1	Comp. Total L	Cone Morse C
38797	36	344	195	4
38798	37	344	195	4
38799	38	349	200	4
38800	39	349	200	4
38801	40	349	200	4
38802	41	354	205	4
38803	42	354	205	4
38804	43	359	210	4
38805	44	359	210	4
38806	45	359	210	4
38807	46	364	215	4
38808	47	364	215	4
38809	48	369	220	4
38810	49	369	220	4
38811	50	369	220	4
38812	51	412	225	5
38813	52	412	225	5
38814	53	412	225	5
38815	54	417	230	5
38816	55	417	230	5
38817	56	417	230	5
38818	57	422	235	5
38819	58	422	235	5
38820	59	422	235	5
38821	60	422	235	5
38822	61	427	240	5
38823	62	427	240	5
38824	63	427	240	5
38825	64	432	245	5
38826	65	432	245	5
38827	66	432	245	5
38828	67	432	245	5
38829	68	437	250	5
38830	69	437	250	5
38831	70	437	250	5
38832	71	437	250	5
38833	72	442	255	5
38834	73	442	255	5
38835	74	442	255	5
38836	75	442	255	5
38837	76	447	260	5

\*Todas as medidas em mm (milímetros)

# BROCA AÇO RÁPIDO (HSS) FERMEC

DIN 345 - Cônica – (POLEGADAS)



Código	D	Comp. Canal I1	Comp. Total L	Cone Morse C
38839	9/32	150	69	1
38840	5/16	156	75	1
38841	21/64	156	75	1
38842	11/32	162	81	1
38843	3/8	168	87	1
38844	13/32	168	87	1
38845	27/64	175	94	1
38846	15/32	182	101	1
38847	1/2	182	101	1
38848	17/32	189	108	1
38849	35/64	189	108	1
38850	9/16	212	114	2
38851	19/32	218	120	2
38852	5/8	218	120	2
38853	41/64	223	125	2
38854	21/32	223	125	2
38855	11/16	228	130	2
38856	23/32	223	135	2
38857	3/4	238	140	2
38858	25/32	238	140	2
38859	13/16	243	145	2
38860	27/32	248	150	2
38861	7/8	248	150	2
38862	29/32	253	155	3
38839	9/32	150	69	1

Código	D	Comp. Canal I1	Comp. Total L	Cone Morse C
38863	15/16	281	160	3
38864	1	286	165	3
38865	1.1/64	286	165	3
38866	1.1/32	286	165	3
38867	1.1/16	291	170	3
38868	1.5/64	291	170	3
38869	1.3/32	291	170	3
38870	1.7/64	296	175	3
38871	1.1/8	296	175	3
38872	1.3/16	301	180	3
38873	1.1/4	306	185	3
38874	1.9/32	334	185	4
38875	1.5/16	334	185	4
38876	1.3/8	339	190	4
38877	1.1/2	349	200	4
38878	1.17/32	349	200	4
38879	1.9/16	349	200	4
38880	1.5/8	354	205	4
38881	1.3/4	359	210	4
38882	1.13/16	364	215	4
38883	1.7/8	369	220	4
38884	2	369	225	4
38885	2.1/2	432	245	5
38886	3	447	260	5

\*Todas as medidas em mm (milímetros)